

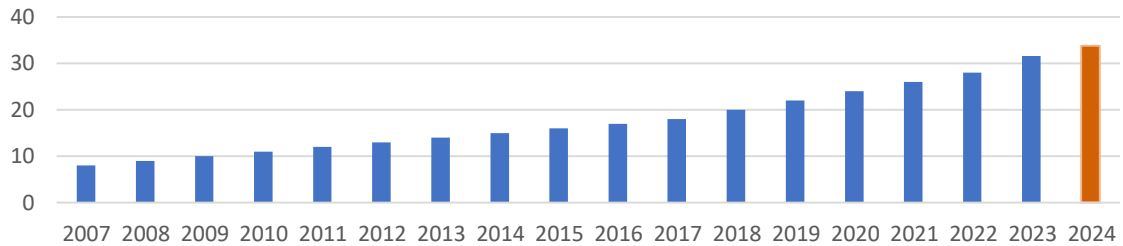
FACT SHEET

2024 MA & MAPD Landscape

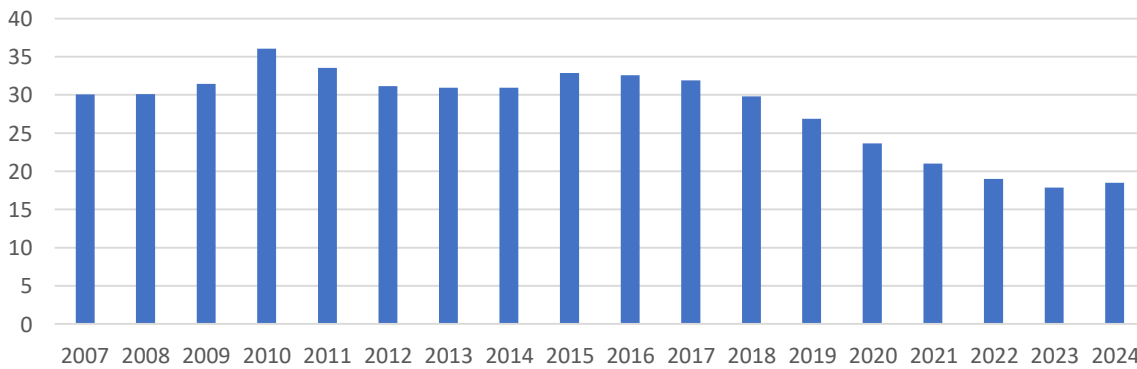
“Enrollment in Medicare Advantage is projected to increase from 31.6 million in 2023 to 33.8 million in 2024.”

~ [CMS](#)

Total Medicare Advantage Enrollment (in Millions):
Actual (2007-2023) to Expected (2024)



Medicare Advantage Average Monthly Premiums (in \$),
2007-2024



“The average monthly plan premium for all Medicare Advantage plans, which includes Medicare Advantage-Prescription Drug plans, is projected to change from \$17.86 in 2023 to \$18.50 in 2024”.

~ [CMS](#)

“Although about 21% of the 2023 Medicare Advantage [Special Needs Plans](#) (SNPs) will be discontinued in 2024, the number of 2023 SNPs leaving the market will be offset by the introduction of new 2024 SNPs, resulting in a 4% actual increase in the total number of SNPs.

As in past years, the vast majority (64%) of SNPs remain Dual-Eligible Medicare/Medicaid plans (D-SNPs). However, the number of counties across the country offering a Medicare Advantage Chronic Care C-SNP will increase by 10% and the number of counties offering an Institutional I-SNP will increase almost 17%.”

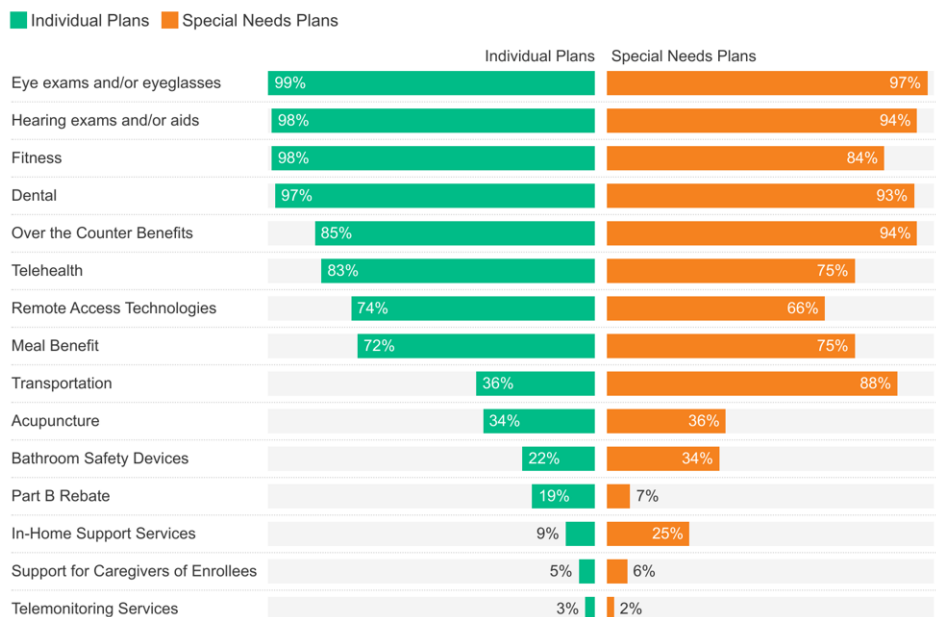
~ [Q1 Medicare](#)

“Most major insurers are also expanding into new counties.”

~ [KFF](#)

97% or more of individual Medicare Advantage plans offer vision, fitness, hearing, or dental benefits in 2024

Share of Individual and SNP Medicare Advantage Plans offering extra benefits by benefit and plan type, 2024



NOTE: *Telehealth benefits are part of the basic Medicare Advantage benefit package – beyond what was allowed under traditional Medicare prior to the COVID-19 public health emergency. These benefits are considered “telehealth” in the figure, even though their cost is not covered by either rebates or supplemental premiums. Vision includes eye exams and/or eyeglasses. Hearing includes hearing exams and/or aids. Dental includes all plans that provide dental benefits, including those that provide preventive benefits only, such as cleanings. Individual plans are plans open for general enrollment and exclude EGHPs and SNPs.

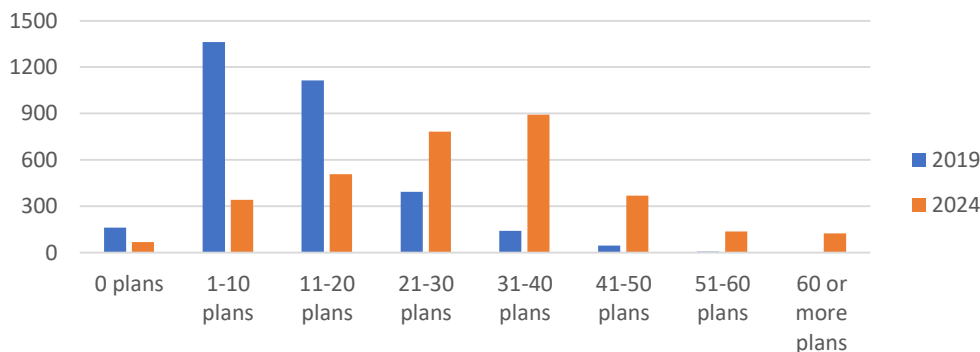
SOURCE: KFF analysis of CMS Landscape and Benefit files for 2024.

KFF

FACT SHEET

2024 MA & MAPD Landscape

Count of Available Medicare Advantage Plans in U.S. Counties

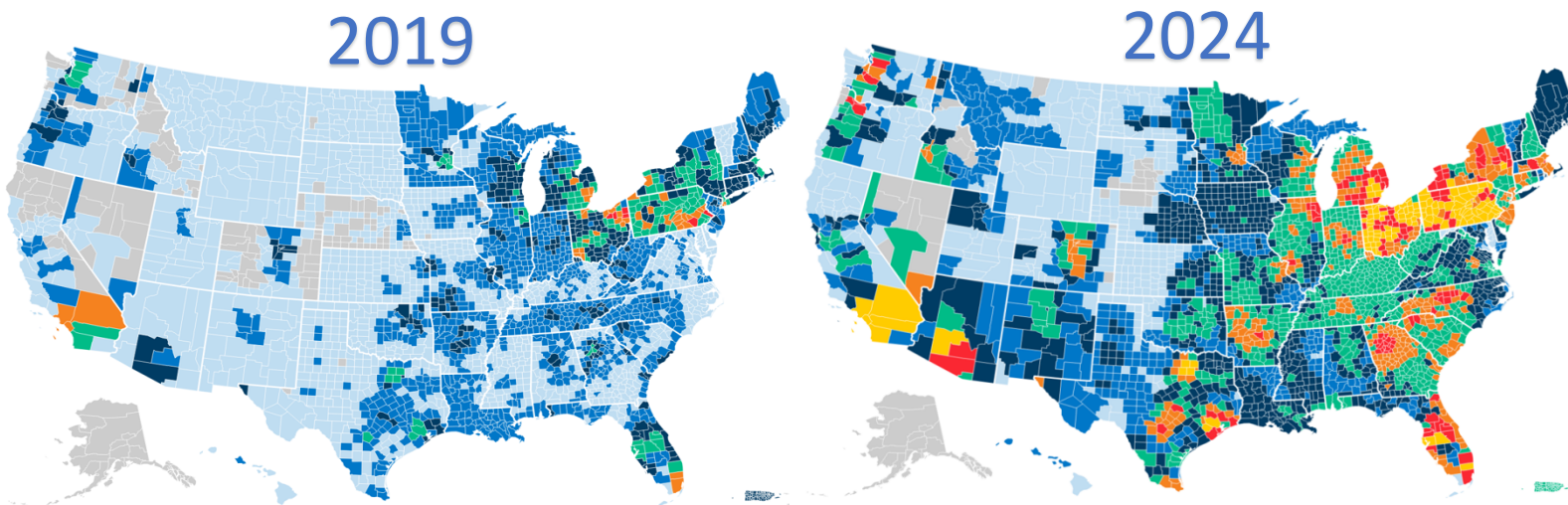


“About 1% of Medicare beneficiaries had more than 50 Medicare Advantage plans available where they lived in 2019.

One-third of Medicare beneficiaries (in 8 percent of counties) have more than 50 Medicare Advantage plans available where they live in 2024.”

~ KFF

0 plans 1-10 plans 11-20 plans 21-30 plans 31-40 plans 41-50 plans 51-60 plans 61 or more plans



“Our analysis shows just over 88% of all 2024 Medicare Advantage plans have a monthly premium under \$50 and almost 55% of all 2024 Medicare Advantage plans have a \$0 premium.”

~Q1Medicare

Medicare Advantage plans (MAPD) with \$0 Rx Deductible and \$0 Premium 2019 to 2024

