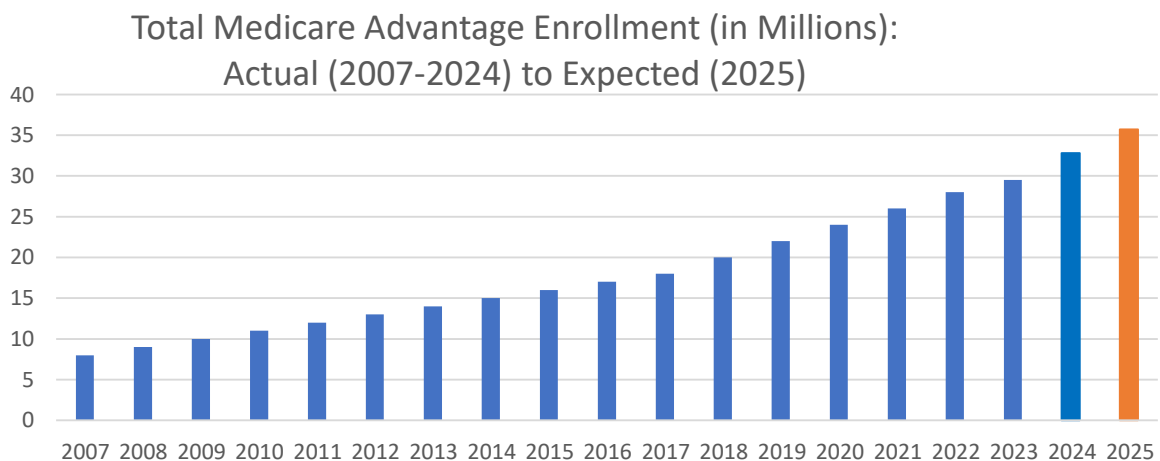


# FACT SHEET

## 2025 MA & MAPD Landscape

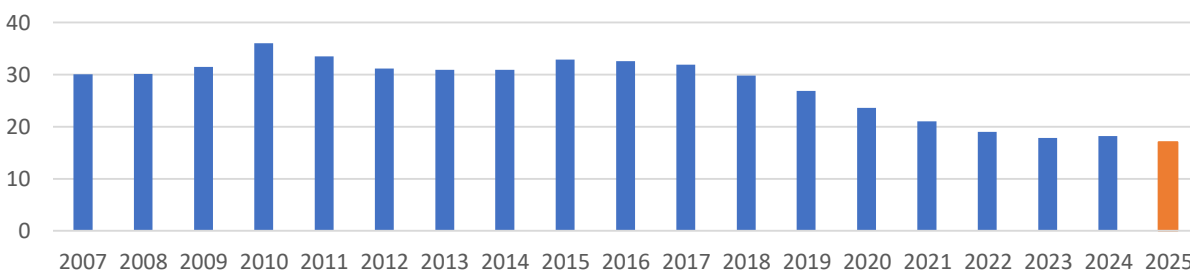
“Medicare Advantage enrollment in 2025 is projected to be 35.7 million [...] approximately 51% of all people enrolled in Medicare, compared to approximately 50% for 2024”. ~ [CMS](#)



### Medicare Advantage Average Monthly Premiums (in Dollars):

#### Actual 2007-2025

“The average monthly plan premium for all Medicare Advantage (MA) plans, which includes MA plans with prescription drug coverage, is expected to decrease by \$1.23 from \$18.23 in 2024 to \$17.00 in 2025.” ~ [CMS](#)



“Although about 29% of the 2024 Medicare Advantage [Special Needs Plans](#) (SNPs) will be discontinued in 2025, the number of 2024 SNPs leaving the market will be offset by the introduction of new 2025 SNPs, resulting in a 8% actual increase in the total number of SNPs.

As in past years, the vast majority (63%) of SNPs remain Dual-Eligible Medicare/Medicaid plans (D-SNPs). However, the number of counties across the country offering a Medicare Advantage Chronic Care (C-SNP) will increase by 22% and the number of counties offering an Institutional I-SNP will decrease almost 8%.”

~ [Q1 Medicare](#)

“The average Medicare beneficiary is able to choose from plans offered by 8 firms in 2025, the same as in 2024”.

~ [KFF](#)

### The Share of Individual Medicare Advantage Plans Offering Vision, Hearing, and Dental Benefits Stayed Stable in 2025, But Declined for Some Benefits, Such as Over the Counter, Meal, Remote Access Technologies, and Transportation Benefits

|                             | 2020 | 2021 | 2022 | 2023 | 2024 | 2025 |
|-----------------------------|------|------|------|------|------|------|
| Eye exams and/or eyeglasses | 99%  | 99%  | 99%  | 99%  | 99%  | 99%  |
| Dental                      | 89%  | 93%  | 95%  | 97%  | 97%  | 98%  |
| Hearing exams and/or aids   | 92%  | 95%  | 96%  | 97%  | 98%  | 97%  |
| Fitness                     | 94%  | 97%  | 98%  | 99%  | 98%  | 95%  |
| Over the Counter Benefits   | 69%  | 77%  | 82%  | 87%  | 85%  | 72%  |
| Meal Benefit                | 47%  | 56%  | 68%  | 71%  | 72%  | 65%  |
| Remote Access Technologies  | 69%  | 73%  | 74%  | 75%  | 74%  | 53%  |
| Part B Rebate               | 7%   | 9%   | 12%  | 17%  | 19%  | 32%  |
| Acupuncture                 | 22%  | 23%  | 36%  | 36%  | 34%  | 32%  |
| Transportation              | 34%  | 36%  | 39%  | 43%  | 36%  | 29%  |
| Bathroom Safety Devices     | 6%   | 7%   | 8%   | 10%  | 22%  | 24%  |
| In-Home Support Services    | 4%   | 6%   | 10%  | 14%  | 9%   | 6%   |
| Support for Caregivers      | 2%   | 2%   | 3%   | 4%   | 5%   | 5%   |
| Telemonitoring Services     | 4%   | 4%   | 3%   | 3%   | 3%   | 2%   |

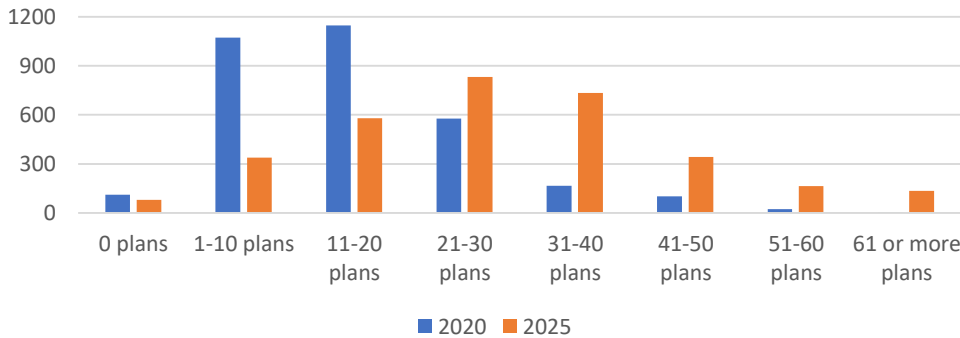
Note: Vision includes eye exams and/or eyeglasses. Hearing includes hearing exams and/or aids. Dental includes all plans that provide dental benefits, including those that provide preventive benefits only, such as cleanings. Individual plans are plans open for general enrollment and exclude EGHPs and SNPs.

Source: KFF analysis of CMS Landscape and Benefit files for 2020-2025.

# FACT SHEET

## 2025 MA & MAPD Landscape

Count of Available Medicare Advantage Plans in U.S. Counties



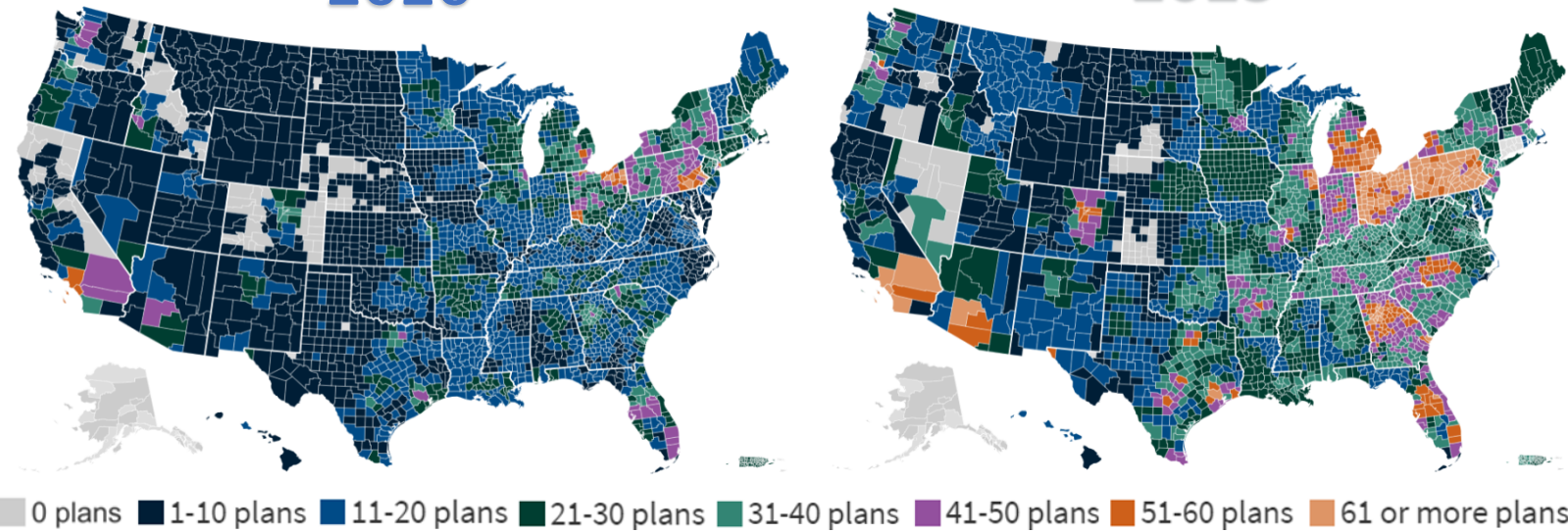
“About 7% of Medicare beneficiaries had more than 50 Medicare Advantage plans available where they lived in 2020.

Nearly one-third of Medicare beneficiaries (32%) have more than 50 Medicare Advantage plans available where they live in 2025.”

~ KFF

2020

2025



“In 2025, over **58%** of all Medicare Advantage plan will have a \$0 premium. As a comparison, **55%** of all 2024 Medicare Advantage plan have a \$0 premium.

Just over **87.5%** of the 2025 Medicare Advantage plans (MA and MAPD) will have a premium of \$50 or less. In comparison, just over **88%** of the 2024 Medicare Advantage plans have a premium of \$50 or less.”

~Q1Medicare

Changes in the Number of Medicare Advantage plans (MA and MAPD) within Premium Ranges - 2021 to 2025

