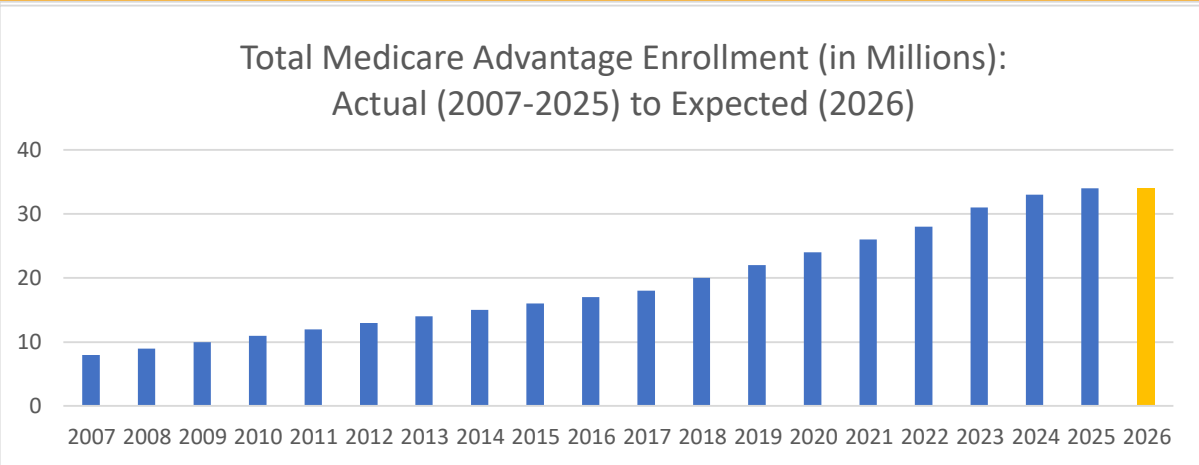
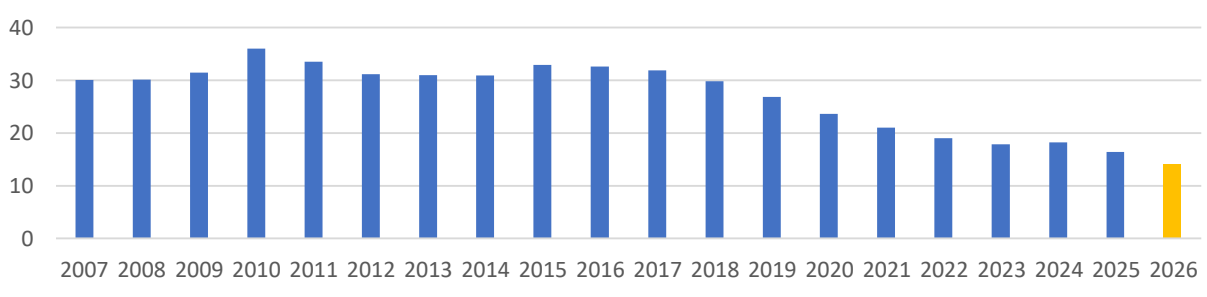


“Medicare Advantage enrollment in 2026 is projected to decrease to around 34 million [...] approximately 48% of all people enrolled in Medicare, compared to approximately 50% for 2025”. ~ [CMS](#)



Medicare Advantage Average Monthly Premiums (in Dollars): Actual 2007-2026



“The average monthly plan premium for all Medicare Advantage (MA) plans, which includes MA plans with prescription drug coverage, is expected to decrease by \$2.40 from \$16.40 in 2025 to \$14.00 in 2026.” ~ [CMS](#)

“Special Needs Plans (SNPs) continue to expand significantly for 2026. Overall SNP offerings are up about 33% in 2026 compared with 2025. Dual-Eligible Special Needs Plans (D-SNPs) remain the largest segment, with roughly 1,085 plans, about a 15% increase from the prior year.

Chronic Condition SNPs (C-SNPs) are experiencing even more rapid growth, increasing by about 42% to roughly 556 plans in 2026, as plans respond to demand from beneficiaries with specific chronic health conditions.

In contrast, Institutional SNPs (I-SNPs) showed a modest decline of about 5%.” ~ [American Health Care Association \(ACHA\)](#)

“In 2026, nearly 29%, in 132 counties, are able to choose from plans offered by 10 or more firms or other sponsors (a decline from 31% in 2025).”

~ [KFF](#)

The Share of Individual Medicare Advantage Plans Offering Certain Benefits Stayed Stable in 2026, Increased for Some Benefits, and Declined for Others

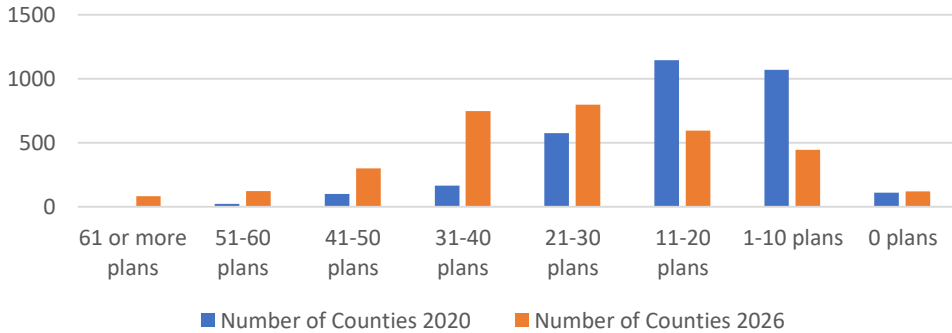
	2021	2022	2023	2024	2025	2026
Eye exams and/or eyeglasses	99%	99%	99%	99%	99%	99%
Hearing exams and/or aids	95%	96%	97%	98%	97%	98%
Dental	93%	95%	97%	97%	98%	98%
Fitness	97%	98%	99%	98%	95%	93%
Over the Counter Benefits	77%	82%	87%	85%	73%	66%
Meal Benefit	56%	68%	71%	72%	65%	57%
Remote Access Technologies	73%	74%	75%	74%	53%	48%
Acupuncture	23%	36%	36%	34%	32%	34%
Part B Rebate	9%	12%	17%	19%	32%	32%
Transportation	36%	39%	43%	36%	30%	24%
Bathroom Safety Devices	7%	8%	10%	22%	24%	21%
In-Home Support Services	6%	10%	14%	9%	6%	7%
Support for Caregivers	2%	3%	4%	5%	5%	5%
Telemonitoring Services	4%	3%	3%	3%	2%	2%

FACT SHEET

2026 MA & MAPD Landscape

By: Jackie Lee & Yesh Munagala

Count of Available Medicare Advantage Plans in U.S. Counties



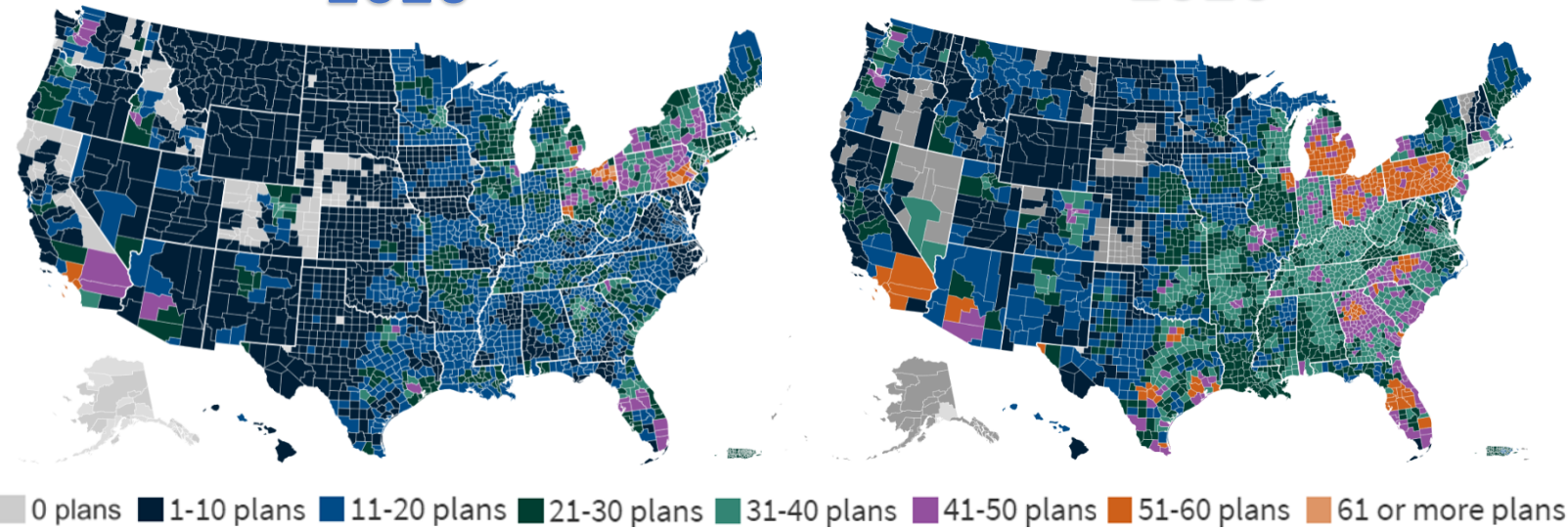
“About 32% of Medicare beneficiaries had more than 50 Medicare Advantage plans available where they lived in 2025.

28% have more than 50 Medicare Advantage plans available where they live in 2026, a decrease from prior year.”

~ KFF

2020

2026



“In 2026, Two-Thirds (67%) of Medicare Advantage Plans with Prescription Drug Coverage (MA-PD) Charge No Premium Beyond the Standard Part B Premium Owed by Enrollees.”

“In 2025, more than three-quarters (76%) of enrollees in MA-PD plans pay no premium other than the Medicare Part B premium.”

~KFF

